

ELLYPSE LINE

# 50I BASE

Stainless steel base composed of oval steel ballast, stainless steel cover, stainless steel column in round sections, "star" cross in die-cast aluminum or dial in aluminum for glass tops.



## STANDARD HEIGHTS

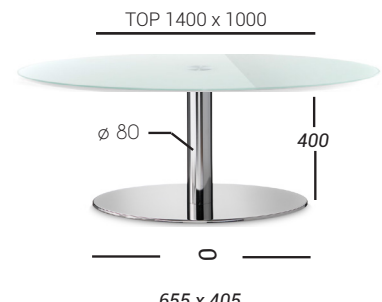
dimensions in millimeters



22 kg




21 kg




20 kg

Standard steel finishes



- \* 01. Steel satin inox,
- 02. Steel polished chrome,
- 03. Orange peel black.

Special PF painting finishes



- \* 05. Brushed industrial inox, 06. Wrinkle grey, 08. Corten, 09 Rust,
- 11. Graphite grey, 12. Carbon black, 13 Orange peel aluminium,
- 14. Wrinkle cappuccino, 15. Wrinkle white.

## TECHNICAL FEATURES

- Painted steel ballast
- Stainless steel cover, steel chrome or painted steel
- Stainless steel column, steel chrome or painted steel
- "Star" cruise in die-cast aluminum
- Aluminum backing pad for glass top
- 4 PE caps

## EXTRAS

- Painting in any RAL color
- Exterior finish \*
- Transparent, opaque anti-finger painting polyester multipurpose
- Single cardboard packaging

\* see ['Warranty, maintenance and assistance'](#)

N.B: top measurements are indicative or recommended by PF STILE  
N.B: the industrial finishes are made with artisan procedures and there can be variations in color from production to production