


HPL TOPS


Laminated tops with flared edge and prepared with four M6 threads for the "star" cross.




1. WHITE




2. BLACK




13. DOVE GREY




14. LONDON GREY




STANDARD DIMENSIONS




590 x 590 mm 5 kg




590ø mm 4 kg




690 x 690 mm 7 kg



690ø mm 5,5 kg




790 x 790 mm 9 kg



790ø mm 7,5 kg


4. LIGHT MARBLE



9. BIRMANIA ELM




5. CORTEN




10. ISTANBUL ELM



6. RUST



11. AFRICA MARBLE




690 x 690 mm
7 kg


8. TORONTO ELM



12. CARRARA MARBLE



3. CIMANT GREY





690 x 690 mm 7 kg



790 x 790 mm 9 kg

QUADROIDE TOPS

1. WHITE




690 x 690 mm



1050 x 595 mm

1. WHITE



7. CEMENT



OVALOID TOPS



600 x 900 mm

TECHNICAL DETAILS

- Stratified top
- Countersunk edge prepared with 4 threads M6 for the cruise star
- 10 mm thick
- Before assembling, remove the transparent protective film from both the upper and bottom surface of the top.
- Suitable for outdoor *

SUPPLEMENTS

- other tops of various dimensions and colours available on **request**
- Screw kit for the attachment of the base to the base

* see "[Warranty, cleaning and maintenance of the products, use and placement of the products](#)"